

Exam : **190-832**

Title : Developing Websites Using
IBM Workplace Web
Content Mgmt 6

Version : DEMO

1. John-Michael needs to preview a newly created piece of news content. The news content is linked to multiple Site Areas. When John-Michael previews the content, which one of the Site Areas will be used?

- A. The primary Site Area.
- B. The first Site Area in the Site Framework.
- C. A selection screen will open allowing him to choose a Site Area.
- D. A selection screen will open allowing him to choose a Presentation Template. This selection implies the appropriate Site Area.

Answer: C

2. Jordan is the Product Manager for AT Corp. In the past 2 weeks, he published 4 updates to the product information for one of their products via the Create Draft button. As each new version is published, what can Jordan do to quickly identify what each change contains?

- A. Jordan must manually open and preview each item in order to learn any details about the item.
- B. Jordan can click the Add Note button for any version and add a text note describing the version.
- C. Jordan can click the Edit Label button for any version and add a text note describing the version.
- D. The system automatically uses the value from the Description field as the Label for the content item. Jordan should always enter helpful information in the Description field.

Answer: C

3. Robby needs to create a new Press Release for an upcoming plant opening. The plant will not open for another 90 days. What should Robby do to get the item approved now but not available on the site for 90 days?

- A. Enter the value 90 d in the Publishing Delay field.
- B. Enter the date the item should be available on the site in the Live Date field.
- C. Enter the date the item should be available on the site in the Expiry Date field.
- D. Enter the date the item should be available on the site in the Publish Date field.

Answer: D

4. Dan is a content creator responsible for adding Press Release content to his company's Web site. All of his content goes through the PR Workflow. Today he is creating a special Press Release that needs to be seen by several groups that are not normally given access via the PR Workflow. How can Dan resolve this problem without contacting a developer?

- A. Dan cannot resolve this on his own. Dan needs to contact the developer and have him modify the PR Workflow.
- B. From any content view click More Actions / Update Readers. Dan then adds the appropriate groups to the content from the Update Readers screen.
- C. When creating the new content, Dan should click the Read button in the System Defined area of the

Access section. Dan then adds the appropriate groups to this section.

D. When creating the new content, Dan should click the Select Additional Viewers button and add the appropriate groups. The group will be able to read the content item once it is published.

Answer: D

5. Sally is creating a news story for her company intranet. The story is for an upcoming company picnic. After the picnic, Sally needs the item to automatically be removed from the intranet. Assuming the workflow(s) she is using are built correctly, what can Sally do to accomplish this task?

A. Enter the date the item should be removed from the site in the content's Deletion Date field.

B. Enter the date the item should be removed from the site in the content's Expiry Date field.

C. Enter the date the item should be removed from the site in the Expiry Date field of the Publish Workflow Stage.

D. Add an Email Action to the Workflow that notifies someone to remove the item. Sally places the date in the Expiry Date field in the Email Action.

Answer: B

6. Click on the Exhibit button.

Ken is a content creator. He has added content to the About Us Site Area of his organization's Workplace Web Content Management Web site. After a discussion with his manager, he now needs this content item to also appear as a Company History item. Which one of the following answers describes how he can accomplish this?



A. Using the Control key, he may drag-and-drop the Content item to the Company History Site Area.

B. He must open the content item in Edit mode and click the Link option under the More Actions button. He then adds the Company History Site Area as a linked Site Area

C. From any content view, he may select the content item and click the Link option under the More Actions button. He then adds the Company History Site Area as a linked Site Area.

D. He must open the content item in Edit mode and click the Save As button. He then saves a linked copy of the content item to the Company History Site Area.

Answer: C

7. By default what types of items are versioned and when are versions created?

- A. All items have a version created whenever the item is saved.
- B. All items have a version created only when the item is published.
- C. Content is versioned whenever an item is published. All other items are versioned on every save.
- D. Content is versioned on every save. All other items are versioned whenever an item is published.

Answer: C

8. Parker is the administrator for a Workplace Web Content Manager server. Sadie is a content contributor who creates and manages content. When looking through versions of a content item, which of the following functionality is available ONLY to Parker?

- A. Delete B.
- Preview C.
- Label
- D. Restore as published

Answer: D

9. Jim, a content creator, is attempting to delete a content item. When he clicks the delete button he gets an error message stating:

Unable to delete "First IWWCM Content". The following error occurred:
Item is still referred by reference(s).

What can Jim do to determine all of the internal relationships this content item has to other items in the Workplace Web Content Management repository?

- A. From any of the content views, open the item in Read mode and click View References. Once in the View References screen select Show References To. For each reference to this item either delete the reference or replace the reference with a reference to another item.
- B. From any of the content views, open the item in Read mode and click View References. Once in the View References screen select Show References From. For each reference from this item either delete the reference or replace the reference with a reference to another item.
- C. From any of the content views, open the item in Edit mode and click View References. Once in the View References screen select Show References To. For each reference to this item either delete the reference or replace the reference with a reference to another item.
- D. In the Authoring Portlet, use the Advanced Search to search for all items that have a reference to the item in question. When the Advanced Search returns the list of references Jim will need to manually open each match and resolve the reference by changing or deleting the reference.

Answer: A

10. Shane is the administrator of a Workplace Web Content Management server. Devin is a developer working on a new site for the Marketing department. Sarah is the Marketing Manager responsible for the

content of the Marketing site. During the design meetings for the new site it is decided that the Marketing content should be placed in its own (new) Library. Which of the above people would have the security rights necessary to create a new Library?

- A. Shane only an administrator has the rights to create a Library.
- B. Shane and Devin only developers and administrators can create Libraries.
- C. Shane, Devin, or Sarah anyone who can access the WCM Authoring Environment can create a new Library.
- D. None of the above someone has to be granted the Library_Administrator role in order to create a Web Content Management Library.

Answer: A

11. Damian is building a Workplace Web Content Management Web site. He will create Menus to display lists of content items. He wants the authors to decide which content items will be displayed in which Menu, but wants them to choose from a predefined list of choices. Which one of the following answers will allow him to do this?

- A. Keywords
- B. Categories
- C. A Taxonomy and a list of Keywords
- D. A Taxonomy and a list of Categories

Answer: D

12. Stephen's Workplace Web Content Management Web site will contain a variety of company events within the Events Site Area. He needs to give his content creators choices to organize events as corporate, public, or private. Which one of the following will Stephen need to create to allow this?

- A. Keywords
- B. Categories
- C. A Taxonomy and a list of Keywords
- D. A Taxonomy and a list of Categories

Answer: D

13. How many site objects can be placed within one library?

- A. There is a maximum of 100 site objects allowed within a library
- B. A maximum of 10 site objects can be placed within one library
- C. There is no limit as to how many site objects can be placed within a library
- D. The maximum number of site objects is set within the WCMSserviceConfig.properties file

Answer: C

14. How do menus conduct searches over content items?

- A. Menus are designed to perform searches on any fields within a site area
- B. Menus are designed to perform searches on any fields within a content item
- C. Menus are able to perform searches on content items based on categories, keywords, authoring templates and site areas
- D. Menus are able to perform searches on site areas based on categories, keywords and authoring templates and presentation templates

Answer: C

15. Which of the following is NOT a valid statement regarding Libraries?

- A. A Library allows an administrator to separate content from the technical components developers create.
- B. A Library allows an administrator to separate the Site Framework from Content in order to limit who can add / change / delete Sites and Site Areas.
- C. Syndication is controlled at the Library level so an administrator can easily control what information is syndicated to a production server.
- D. Libraries provide an additional level of security beyond item security. If a user does not have access to a Library they cannot see items in the Library regardless of the item's individual security settings. **Answer:**

B

16. Matt is the administrator of a Workplace Web Content Management-based Web site. The infrastructure consists of a Development server and two Production servers in a cluster. The Marketing site consists of 3 Libraries (Marketing_Events, Marketing_News, and Marketing_Technical. What does Matt need to do to get the data from all of the Marketing Libraries from the Development server to the Production Servers.

- A. Create a separate Syndicator on the Development server for each Library. Create a subscriber on each of the Production servers that references the Syndicator.
- B. Create a Syndicator on the Development server that references all 3 Libraries. Create a subscriber on each of the Production servers that references the Syndicator.
- C. Create a Syndicator on the Development server that references all 3 Libraries. Create a subscriber on one of the Production servers that references the Syndicator.
- D. Create a Subscriber on the Development server that references all 3 Libraries. Create a Syndicator on one of the Production servers that references the Subscriber.

Answer: C

17. Which of the following statements is true?

- A. Categories allow administrators to classify content items that use different authoring templates. These classifications are then used within a menu component to generate a list of related content items.

B. Categories allow administrators to classify content items that use different keywords. These classifications are then used within a navigator component to generate a list of related content items.

C. Categories allow administrators to classify content items that live within different site areas of a site. These classifications are then used within an option selection component to generate a list of related content items.

D. Categories allow administrators to classify content items that live within different site areas of a site. These classifications are then used within a document manager component to generate a list of related content items.

Answer: A

18. Which of the following statements are true?

A. Content items can live directly under a site object

B. Content items may live within one or more site area objects

C. The site framework provides a way to classify content items so that page navigation components can be used to cross link content items

D. The site framework contains the following objects: site, site area, taxonomy and category.

Answer: B

19. Taylor is creating the following site framework: Click on the Exhibit button.

He has accidentally placed the site area Contacts underneath Projects. What should Taylor do to correct this mistake?



A. Within the Left Hand Navigation of the Authoring Portlet Go to the Site Areas, By Site view. Select the site area Contacts and delete it. Recreate site area Contacts under IT.

B. Within the Left Hand Navigation of the Authoring Portlet Go to the Site Areas, By Site view. Select the site area Contacts site area. Use the Move Button to place the site area under IT.

C. Within the Left Hand Navigation of the Authoring Portlet Go to the Content, By Site Area view. Select the site area Contacts site area. Use the Move Button to place the site area under IT.

D. Within the Left Hand Navigation of the Authoring Portlet Go to the Site Areas, By Site view. Select the site area Contacts site area. Use the Copy Button to place the site area under IT.

Answer: B

20. Click on the Exhibit button.

The six content items listed in the exhibit were created using the taxonomy and site framework listed in the exhibit.

Belinda would like to use WCM Taxonomy components with WCM menus to allow end users to filter content items with the site.

Belinda creates a form and when testing her form, she appends the following Query String to the URL so that the end URL appears to the end user as:

<http://host/wps/wcm/connect/site/home/NorthAmerica?Year=07&Template=Publications>

Which of the following settings would the menu component need to be set to use the above parameters?

Taxonomy		Site Framework		
All Categories		Internet		
Years		Asia Pacific		
07		North America		
06				
Products				
Lotus				
WebSphere				

Identification	Profile		Content Properties	
Name	Categories	Keywords	Site Area	Authoring Template
Sydney Lotus News Item 07	07 Lotus	New Release	Asia Pacific	News
Hong Kong Lotus News Item 07	06 Lotus	Asia Pacific	Asia Pacific	News
New York, Product Publications 07	07 Products	Documentation	North America	Publications
Hong Kong Publications 07	07 WebSphere	Asian Markets	North America	Publications
Sydney Lotus Publications 06	06 Lotus	ANZ Markets	Asia Pacific	Publications
New York WebSphere News 06	Years WebSphere	New Release	North America	News

A. The Menu Element Query should be set to: Categories and Authoring Templates

Under Categories -> Further Options Current Content should be selected, the restrict to parameter should be selected and should be set to Year

Under Authoring Template -> Further Options Current Content should be selected

B. The Menu Element Query should be set to: Categories and Authoring Templates

Under Categories -> Further Options, the field Query String should be selected, with the Parameter set to: Publications

Under Authoring Template -> Further Options, the field Query String should be selected, with the Parameter set to: 07

C. The Menu Element Query should be set to: Categories and Authoring Templates

Under Categories -> Further Options, Query String should be selected, with the Parameter set to: Year

Under Authoring Template -> Further Options, Query String should be selected, with the Parameter set to:
Template

D. The Menu Element Query should be set to: Categories and Authoring Templates

Under Categories -> Further Options Current Content should be selected

Under Authoring Template -> Further Options Current Content should be selected

Answer: C

Trying our product !




- ★ **100%** Guaranteed Success
- ★ **100%** Money Back Guarantee
- ★ **365 Days** Free Update
- ★ **Instant Download** After Purchase
- ★ **24x7** Customer Support
- ★ Average **99.9%** Success Rate
- ★ More than **69,000** Satisfied Customers Worldwide
- ★ Multi-Platform capabilities - **Windows, Mac, Android, iPhone, iPod, iPad, Kindle**

Need Help

Please provide as much detail as possible so we can best assist you.

To update a previously submitted ticket:



 One Year Free Update <p>Free update is available within One Year after your purchase. After One Year, you will get 50% discounts for updating. And we are proud to boast a 24/7 efficient Customer Support system via Email.</p>	 Money Back Guarantee <p>To ensure that you are spending on quality products, we provide 100% money back guarantee for 30 days from the date of purchase.</p>	 Security & Privacy <p>We respect customer privacy. We use McAfee's security service to provide you with utmost security for your personal information & peace of mind.</p>
---	---	--

Guarantee & Policy | Privacy & Policy | Terms & Conditions

Any charges made through this site will appear as Global Simulators Limited.

All trademarks are the property of their respective owners.

Copyright © 2004-2014, All Rights Reserved.