Vendor: Citrix

Exam Code:1Y0-301

Exam Name: Deploying Citrix XenDesktop 7.6 Solutions

Version: Demo

QUESTION 1

Scenario: A Citrix Engineer needs to deploy Citrix Receiver using a custom Client Name value. The engineer uses the install command CitrixReceiver /CLIENT_NAME=Terminal. A user later renames the computer and the custom client name is lost.

Which additional install parameter could the engineer have used to prevent the custom client name from being lost?

A. SELFSERVICEMODE=FALSE

B. ALLOW_CLIENTHOSTEDAPPSURL

C. CLIENT_NAME=%COMPUTERNAME%

D. ENABLE_DYNAMIC_CLIENT_NAME=NO

Correct Answer: D Section: (none)

QUESTION 2

Which two steps does a Citrix Engineer need to take to enable shadowing in XenDesktop? (Choose two.)

A. Enable Windows Remote Assistance.

B. Run the enable-psremoting command.

C. Install Windows Remote Management.

D. Disable Windows User Account Control (UAC).

E. Ensure communication on port 3389 is allowed.

Correct Answer: AE Section: (none)

QUESTION 3

Scenario: A Citrix Engineer needs to deploy the Virtual Delivery Agent (VDA) through Active Directory to Desktop OS machines running a Windows operating system in the HR organizational unit (OU). The engineer has customized the installation to allow ICA/HDX Audio over UDP.

Which UDP port(s) should the engineer check on the Windows desktops to verify that the ICA/HDX Audio over UDP will function properly?

A. 3003

B. 3527

C. 6910 - 6930

D. 16500 ?16509

Correct Answer: D Section: (none)

QUESTION 4

Which XenDesktop feature will reduce the likelihood of application or desktop disruption during a database outage?

A. Session lingering

B. Session Reliability

C. Connection leasing

D. Session pre-launch

Correct Answer: C Section: (none)

QUESTION 5

CORRECT TEXT

Scenario: A Citrix Engineer must provide students in the Cardiology program at CCH with Windows 8 virtual desktops. These students will use hosted applications through Receiver. Personalization of the Windows 8 virtual desktops is NOT required.

Tasks:

1.

Create the appropriate machine catalog and name it XD_POOLED 1.

2.

Create 10 virtual desktops for students in the Cardiology program.

3.

Ensure each virtual desktop is assigned 2 Virtual CPUs.

4.

Set the memory size for the virtual desktops to 8 GB.

5.

Use the Network 0 network interface card.

6.

Create Active Directory computer accounts for the virtual desktops in the CCH Virtual Desktops organizational unit (OU).

7.

Use the following account naming scheme for the virtual desktops: TrainingDesk001 ?TrainingDesk010.

8.

Create the virtual desktops from the WDK_8_1 master image.

9.

Create the appropriate Delivery Group named CCH_Training_Desktops, and configure it according to the requirements above. Students in the Cardiology program are members of the Training Desktops user group.

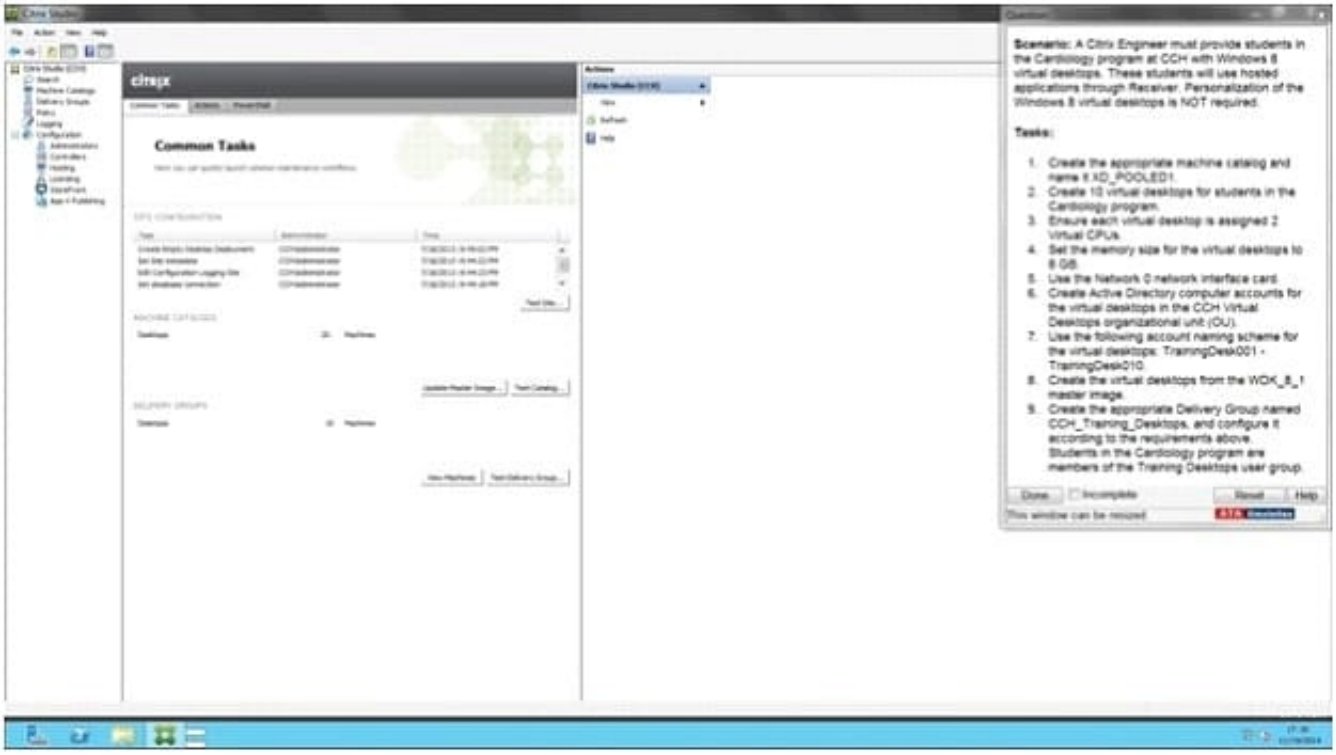

A.

Correct Answer: A Section: (none)

Answer: Find the solution with all steps below. XenDesktop 7 Machine Catalog

1. In Desktop Studio we want to create a VM catalog,

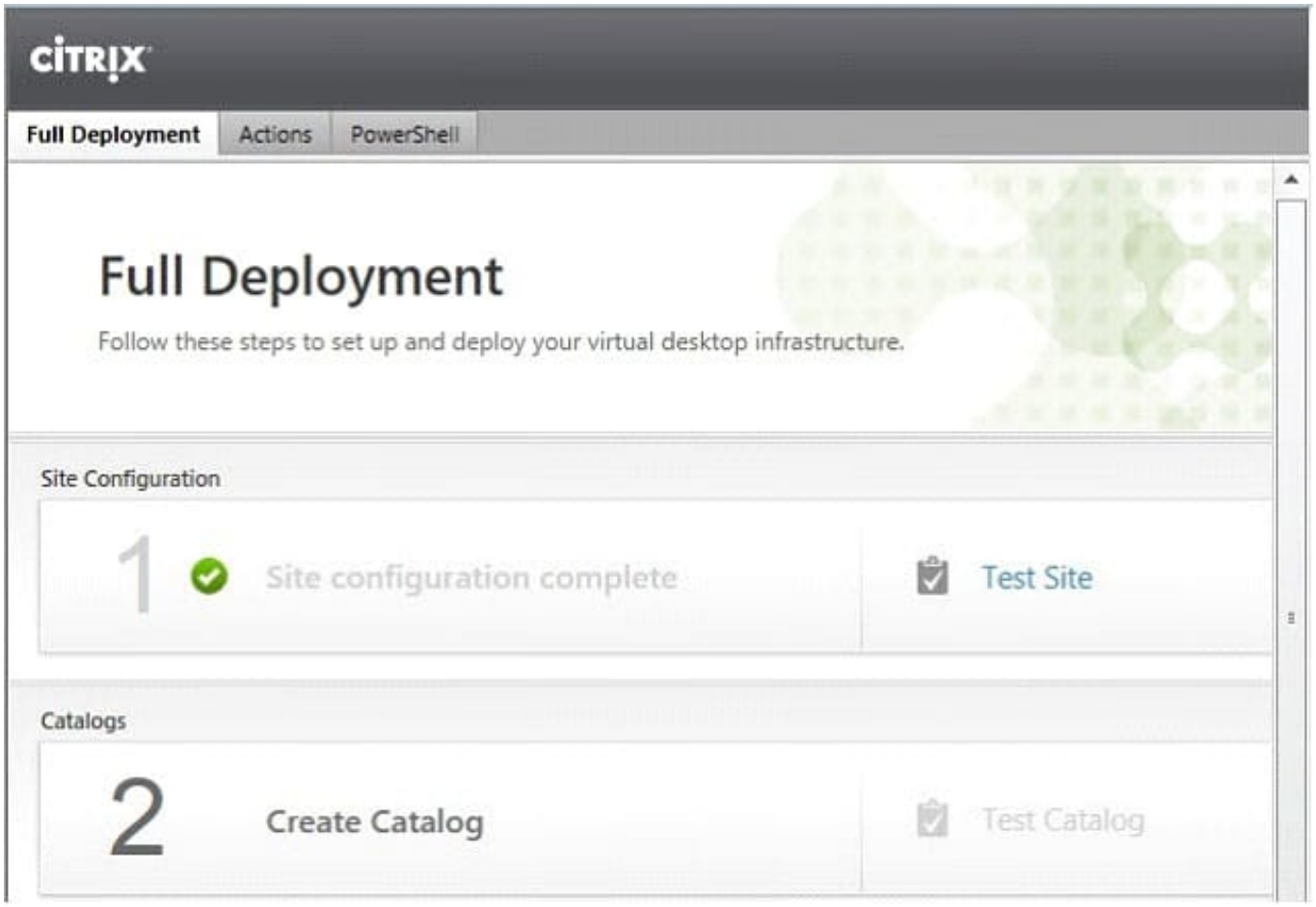

2. Choose the OS type

3. We will be using VMs and Citrix Machine Creation Services, so the defaults are fine. 4. Use the default

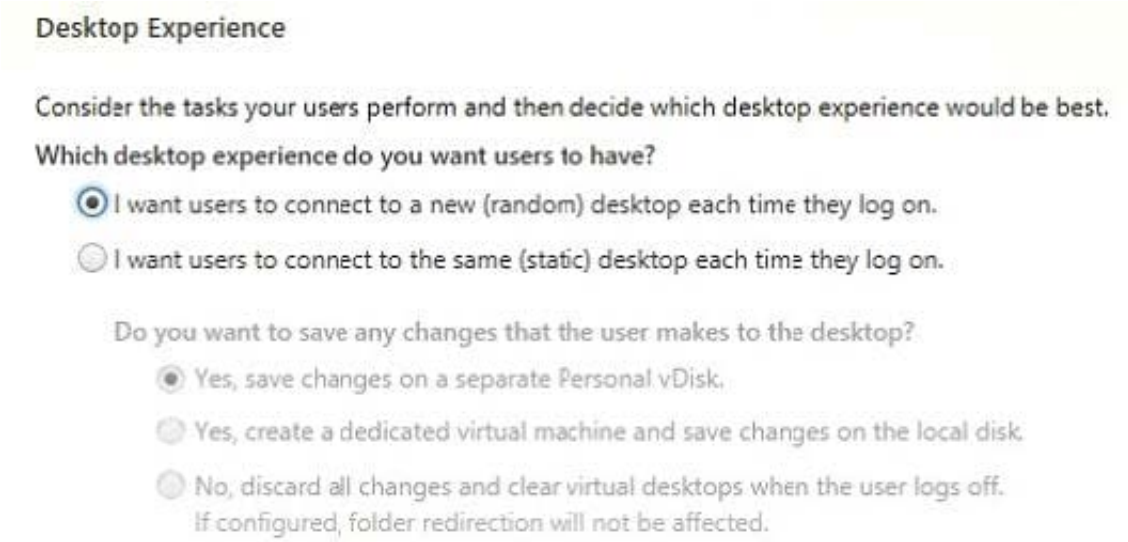

5.

Choose the master image WDK_8_1 master image

6.

A great feature of XenDesktop is the ability to customize the catalog hardware at provisioning time, so you can offer different tiers of VMs from the exact same master image. No need to build up templates with the same OS and software stack, just to customize the vCPUs and memory specs.

7.

OU ?

C:\Users\Chaudhry\Desktop\1.jpg

8.

On the summary screen you need to give the catalog a name and a description.

9.

After you kick off the provisioning process you get a nice status. MCS first makes a copy of your master VM, then does its magic to create copies

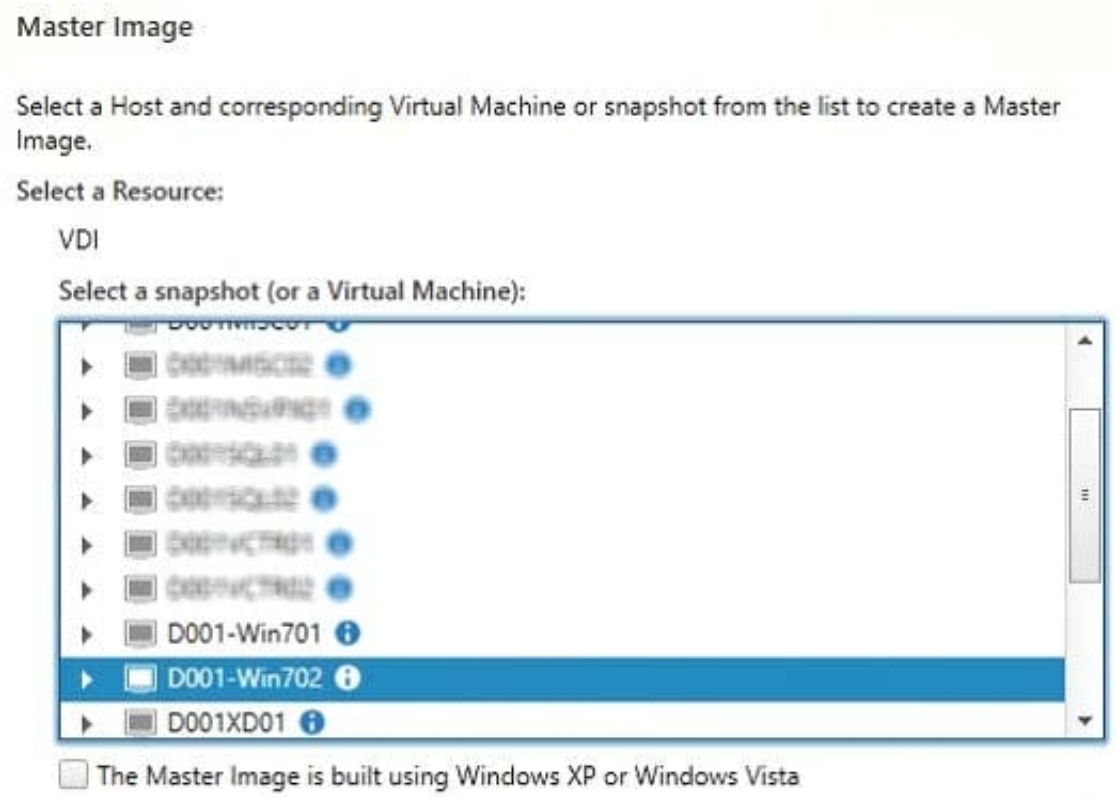

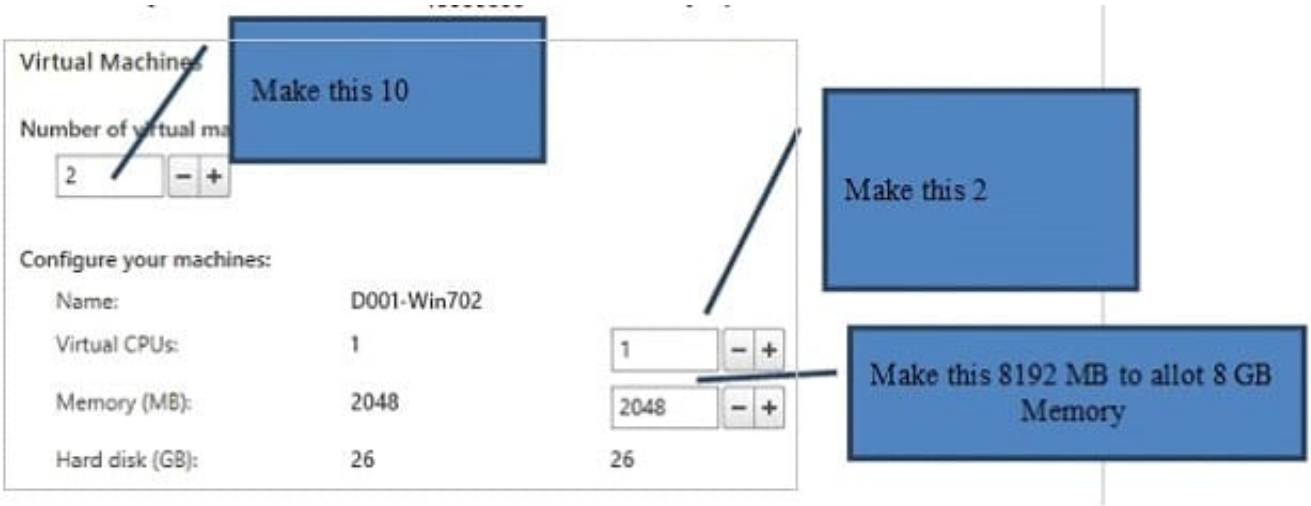

CCH Virtual Desktops

Machine Names –

TrainingDesk001 - TrainingDesk010

Active Directory Computer Accounts

Each machine in a Machine Catalog needs a corresponding Active Directory computer account.

Learn more

Select an Active Directory account option:

- (•) Create new Active Directory accounts
- ( ) Use existing Active Directory accounts

Active Directory location for computer accounts:

Domain: contoso.net

- Computers
  - Member Servers
  - VDI
  - Managed Service Accounts

Selected location: OU=VDI,OU=Computers,OU=San Diego,OU=Sites,DC=contoso,DC=net

Account raming scheme:

VDI-NS-W7-## 0-9

VDI-NS-W7-01

Summary

Machine type:	Windows Desktop OS
Machine management:	Virtual
Provisioning method:	Machine creation services (MCS)
Desktop experience:	Users connect to a new desktop each time they log on
Resources:	VDI
Master Image name:	D001-Wi A snapsh
Number of VMs to create:	2
Virtual CPUs:	1

Change this per the Simulation to XD_POOLED1

Machine Catalog name:

Windows 7 x64 - 1 vCPU 2GB

Machine Catalog description for administrators: (Optional)

General purpose Windows 7 x64 VMs

Note: To complete the deployment, assign this machine catalog to a Delivery Group by selecting Delivery Groups and then Create or Edit a Delivery Group.

10. When the provisioning is completed you now have one machine catalog entry

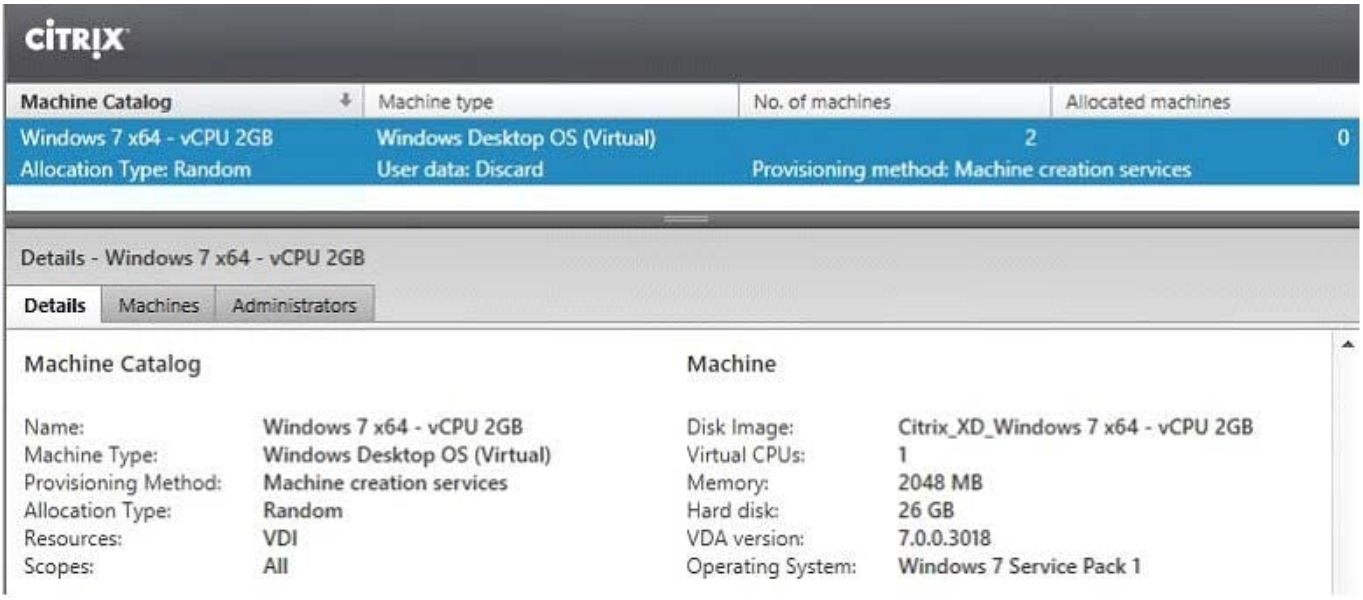

11. If you double click on the machine catalog it will bring up a search window with the individual VMs listed. You can now power them on and wait for them to show a "registered" status. If you click on an individual VM it will pull up even more details. If a user had an active session to the VM then you get a plethora more data.

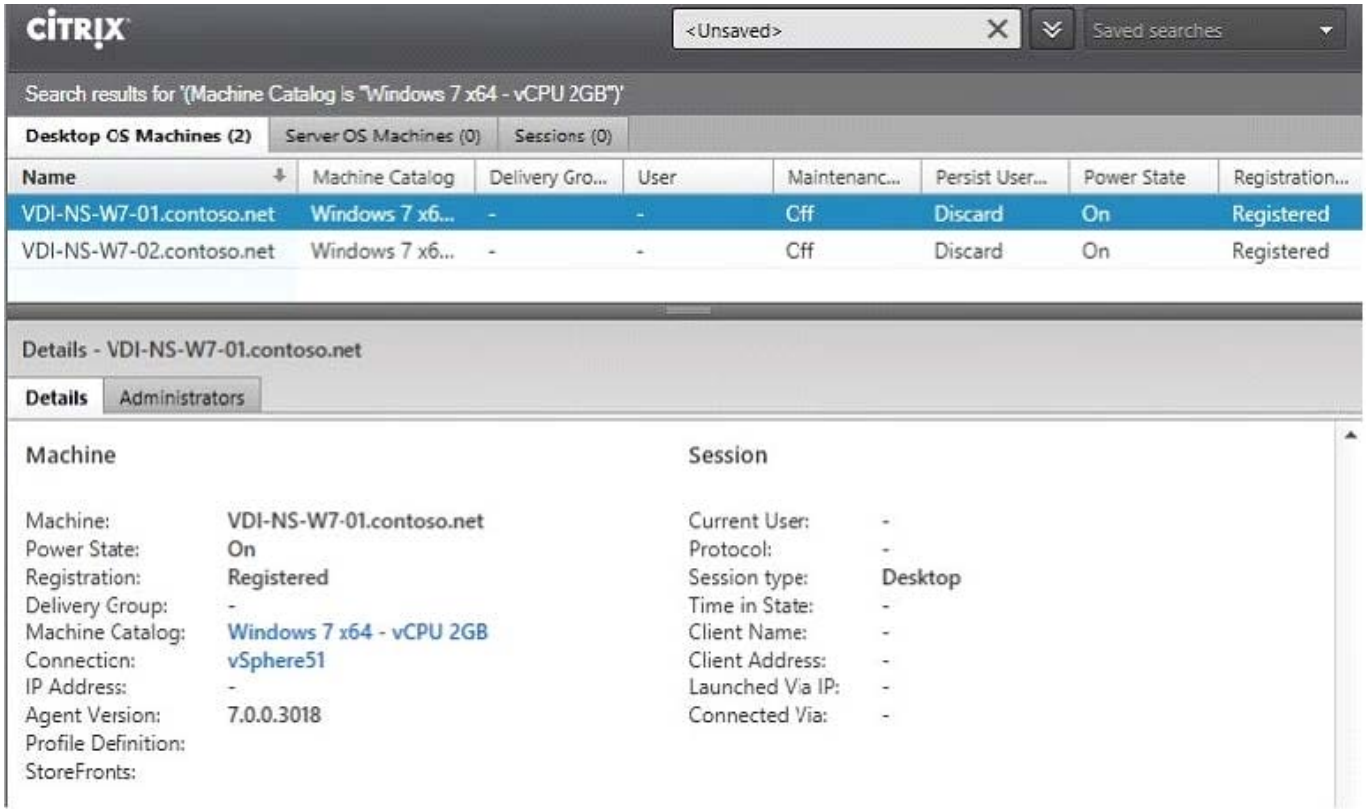

As you can see, creating a machine catalog from a master template is quick and easy. Within Desktop Studio you can view a tremendous amount of detail about the catalog and individual VMs.

QUESTION 6

Scenario: A Citrix Engineer needs to configure iSCSI based shared storage for XenServer with multipathing. The iSCSI SAN has two targets: one on subnet 10.10.10.x and one on subnet 10.10.20.x.

How should the engineer configure iSCSI-based shared storage for XenServer with multi- pathing?

A. Create two virtual private networks.

B. Create management interfaces on each storage subnet.

C. Create VLAN tagging on two NICs attached to the iSCSI networks.

D. Create a bonded network for bonded NICs across all storage subnets.

Correct Answer: B Section: (none)

QUESTION 7

Which two pieces of information does a Citrix Engineer need in order to join additional StoreFront servers to an existing server group? (Choose two.)

A. Name of the existing StoreFront server

B. The base URL of the original StoreFront server

C. The security key from the existing StoreFront server

D. Authentication code from the existing StoreFront server

E. Local administrator access on the original StoreFront server

Correct Answer: AD Section: (none)

QUESTION 8

Scenario: Users in an environment are NOT logging off gracefully. A Citrix Engineer notices that an executable is still running in the user context.

What should the engineer do to ensure graceful logoff from hosted applications?

A. Disable session lingering.

B. Disable connection leasing.

C. Modify LogoffCheckSysModules in the registry.

D. Modify Citrix Profile Manager folder redirect settings.

Correct Answer: C Section: (none)

QUESTION 9

CORRECT TEXT

Scenario: Provisioning Services has been installed to facilitate the deployment of Windows 8 desktops and web servers. A Citrix Engineer is instructed to provision web servers using the Web_Server vDisk. The engineer needs to create a target device and add the device to Active Directory.

The following pieces of information have been provided:

Server name: CCHWebServer IP address: 192.168.10.115 MAC address: fa:49:fd:63:7b:be

The machine account password for the new server in Active Directory needs to be changed every seven days. As the Citrix Engineer, use the existing site, store, and device collection to implement the tasks below.

Tasks:

1.

Create a target device named CCHWebServer.

2.

Assign the Web_Server vDisk to the newly created target device.

3.

Enable AD account password management on the vDisk.

4.

Enable automatic password support in the properties of the current server.

5.

Create a machine account in AD for the target device and place the machine account in the Web Server OU.

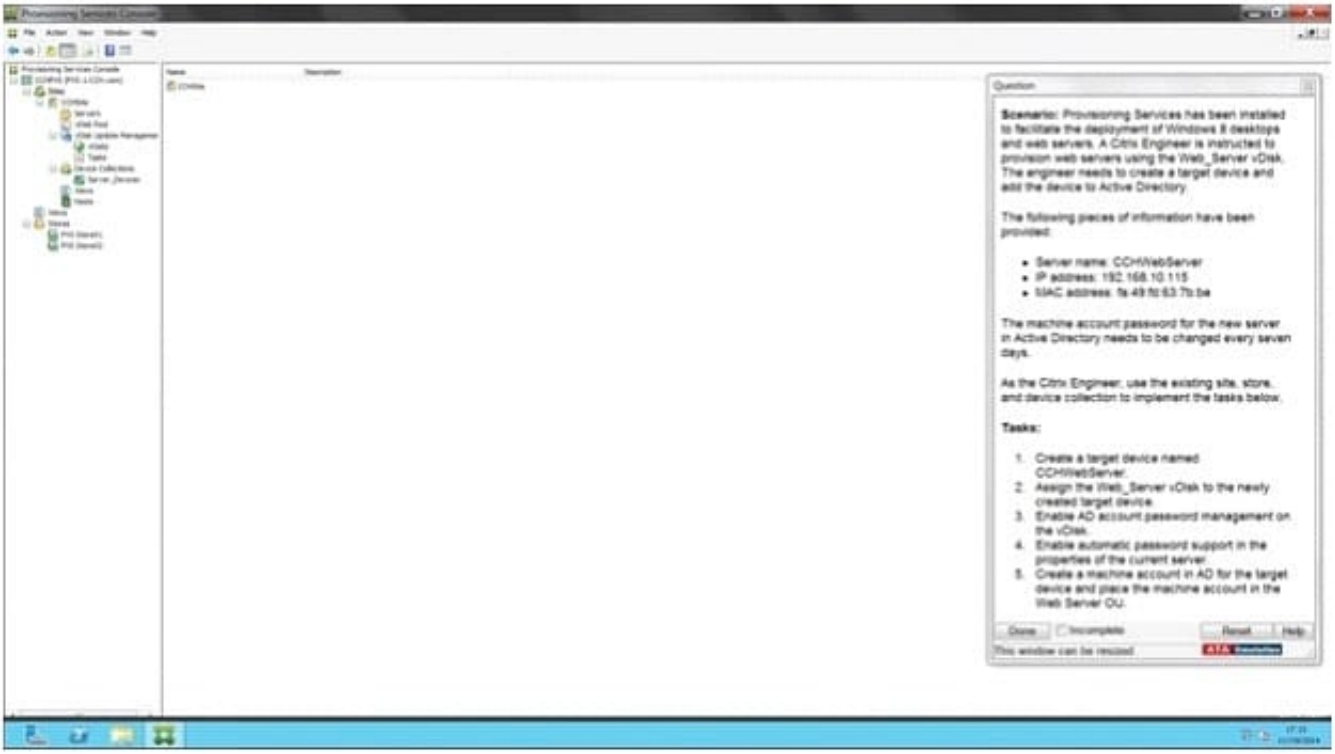

A.

Correct Answer: A Section: (none)

Answer: Find the solution with all steps below.

The wizard is run directly from a Provisioning Services Console. Right-click on the Site icon in the Console tree panel, then select the Streamed VM Setup Wizard... menu option. The Welcome to the Streamed VM Setup Wizard appears.

Click Next to begin the setup.

Select the type of hypervisor (Xenserver per the Simulation) to connect to, then enter the required

connection credentials.

The hypervisor information for the environment is:

- XenServer IP Address: 192.168.10.5
- Username: root
- Password: Password1

Click Next to verify the connection. Note: For convenient reuse, the most recently used hypervisor and username will be cached in the registry of the local machine running this instance of the Console. Note: XenServer 5.5 Update 2 hypervisors are not supported in the 5.6.1 Streamed VM Setup Wizard. System Center Virtual Machine Management (SCVMM) servers require PowerShell 2.0 to be installed. Optional. On the Hypervisor cluster screen, select the hypervisor host or cluster to host the VMs, then click Next. Select one VM template from the specified host, then click Next. On the Collection and vDisk page, select the collection in which to add VMs. Select a single shared vDisk within to assign to VMs within that collection, then click Next. Web_Server vDisk uk.co.certification.simulator.questionpool.PList@1669be70

Set the number of VMs to create, the number of vCPUs, and the amount of Memory each new virtual machine will use. 1 VM per the Simulation- CCHWebServer Enable the radio button next to one of the following methods used for adding Active Directory computer accounts, then click Next: Note: An Active Directory administrator will need to delegate rights to the Provisioning Services Console user to allow Active Directory account creation. Note: The domain and OU default to those of the current user. Note: New computer names to be created are first validated that they do not already exist as computers in Active Directory, VMs, or target devices. If the Create new accounts method is selected: Use ?Web Server OU uk.co.certification.simulator.questionpool.PList@16970c10 Review all configuration settings, and then click Next to confirm and finish configurations. Note: Clicking Cancel cancels the configuration of any additional machines, and the quantity of successfully configured machines displays under the Progress bar. If the wizard fails or is cancelled in the middle of an operation, any progress made is retained. If cleanup of existing progress is required, it must be done manually, which includes removing the following: uk.co.certification.simulator.questionpool.PList@16970da0

QUESTION 10

Which three steps should a Citrix Engineer take to keep connections active during brief periods of network interruptions? (Choose three.)

A. Enable Session Reliability.

B. Configure multiple StoreFront servers.

C. Configure NetScaler as a high availability (HA) pair.

D. Configure multiple Secure Ticket Authority (STA) URLs.

E. Select the \\'Request Tickets from two STAs, where possible\\' checkbox.

Correct Answer: ADE Section: (none)

QUESTION 11

A Citrix Engineer must change the write cache method from \\'Cache on device hard drive\\' to \\'Cache in device RAM with overflow on hard disk\\'.

To assist in determining the appropriate amount of RAM cache required, what would the engineer need to check to determine the current write cache size?

A. The size of the local pagefile

B. The size of the writecache file in the vDisk store

C. The size of the .vdiskcache file on the device hard disk

D. The size of the RAM and Pagefile combined in Task Manager

Correct Answer: C Section: (none)

QUESTION 12

Which two Windows components can be selected using the Provisioning Services Device Optimization Tool? (Choose two.)

A. Search

B. Firewall

C. SuperFetch

D. Screen Saver

E. TCP/IP Offload

Correct Answer: AC Section: (none)