

**Exam** : **250-240**

**Title** : Administration of Storage  
Foundation 4.0 for UNIX

**Version** : DEMO

1. What is the virtual object that Volume Manager uses to represent the structured or ordered collection of subdisks?

- A. volume
- B. plex
- C. vmdisk
- D. disk group

Answer: B

2. In this volume layout the mirroring occurs below the striping or concatenation in order to mirror each column of the stripe or each chunk of the concatenation. This type of layout is called a layered volume. What is the correct RAID level for a volume layout that combines mirroring with striping or concatenation?

- A. RAID-1+0
- B. RAID-0+1
- C. RAID-5
- D. RAID-2

Answer: A

3. Which two virtual objects are components of a Volume Manager volume? (Choose two.)

- A. VM disk
- B. subdisk
- C. plex
- D. physical disk

Answer: BC

4. Which three are characteristics of a disk group? (Choose three.)

- A. collection of Volume Manager disks
- B. eases the use of resources in a high availability environment
- C. allows Volume Manager objects to span multiple disk groups
- D. represents a management and configuration boundary

Answer: ABD

5. Which three plex types are valid in Volume Manager? (Choose three.)

- A. complete
- B. partial
- C. log
- D. sparse
- E. partition

Answer: ACD

6. Which area of a disk is used by Volume Manager to store information such as disk headers, configuration copies, and kernel logs?

- A. the public region
- B. the private region
- C. the virtual region
- D. the CDS region

Answer: B

7. When using Volume Manager, what is considered the correct definition for RAID-5?

- A. Combines mirroring with striping or concatenation where the mirroring occurs below the striping or concatenation in order to mirror each column of the stripe or each chunk of the concatenation
- B. Refers to mirroring where data from one disk is duplicated on another disk to provide redundancy and enable fast recovery.
- C. Refers to simple concatenation or striping where disk space is combined sequentially from two or more disks or striped across two or more disks. RAID-0 does NOT provide data redundancy.
- D. Refers to a striped layout that includes the calculation of parity information and the striping of that parity information across the disks.

Answer: D

8. You have a disk group named testdg, which you want to rename to engdg. To rename the disk group from the command line, you \_\_\_\_\_.

- A. must destroy the disk group and then re-create the disk group using the new name
- B. must use the vxvg change command, which performs a deport and an import in a single step

C. use `vxchg deport` followed by `vxchg import`, and the volumes are automatically started in the disk group after the import

D. use `vxchg deport` followed by `vxchg import`, then you must manually start volumes in the disk group by using the `vxvol` command

Answer: D

9. You have used the `vxprint` command with the appropriate options to save information about the volume layouts on your system. Now, you want to use `vxprint` to provide useful information that can be used later as input for the `vxmake` command to help rebuild your volume configurations. Which option must be used with `vxprint`?

A. `-r`

B. `-t`

C. `-a`

D. `-m`

Answer: D

10. In order to resize an existing volume and its file system in Volume Manager while it remains online, the file system must be \_\_\_\_\_.

A. in the bootdg disk group

B. checked before the process

C. shared across disk groups

D. mounted during the process

Answer: D

11. Which command is used to move the contents of the volumes from one disk to another?

A. `vxremove`

B. `vxevac`

C. `vxchg move`

D. `vxchg evac`

Answer: B

12. When using the New Volume Wizard in VEA, what are the two layout options available to create a layered volume? (Choose two.)

- A. Concatenated Mirrored
- B. Striped Mirrored
- C. Mirrored Striped
- D. Mirrored Concatenated

Answer: AB

13. The Volume View window in VEA displays the characteristics of the volumes on the disks. After selecting a volume or disk group in VEA, how is the Volume View window displayed?

- A. Tools -> Volume View
- B. Tools -> Volume -> View
- C. Actions -> Volume -> View
- D. Actions -> Volume View

Answer: D

14. You are analyzing the output of the `vxdisk alldgs list` command. There are no entries in the DISK and GROUP columns; however, you see "online" in the output of the STATUS column. Which three explain the "online" status of the disk in this scenario? (Choose three.)

- A. The disk is in the free disk pool.
- B. The disk has been initialized or encapsulated.
- C. The disk is NOT currently assigned to a disk group.
- D. The disk is currently deported on another system.

Answer: ABC

15. You want to track changes to files and directories in a file system to improve performance of a search engine application. Which VERITAS File System feature do you enable?

- A. the intent log
- B. the file change log
- C. the object location table file

D. the quotas file

Answer: B

16. What are three advantages of a properly configured traditional mirrored volume layout? (Choose three.)

A. improved reliability and availability

B. decreases the need for Volume Manager disks

C. improved read performance

D. fast recovery through logging

Answer: ACD

17. What are three advantages of a concatenated volume layout? (Choose three.)

A. removes size restrictions

B. provides load balancing

C. better usage of space

D. simplifies administration

Answer: ACD

18. What must be performed before creating an empty concatenated volume in a new disk group?

A. encapsulate the volume and assign a disk group

B. initialize the disks and assign them to a disk group

C. create an empty subdisk in the disk group and assign the volume

D. in VEA, select Actions -> Volume -> Disk Group -> New

Answer: B

19. Which two commands can be used to remove a mirror from a volume? (Choose two.)

A. vxassist remove mirror

B. vxdisk

C. vxremove mirror

D. vxplex

Answer: AD

20. You want to remove the datavol volume from the datadg disk group by using the command line. A file system is currently mounted on the volume. You are sure that you do NOT need the data in the volume. What is the appropriate sequence of steps to remove the volume and avoid system errors?

A. remove the volume by using the vxremove command (The file system will be unmounted automatically, and the filesystem table file will be automatically updated to remove the entry for the file system.)

B. unmount the file system, then remove the volume using vxassist remove, and then manually edit the file system tablefile to remove the entry for the file system

C. remove the volume by using the vxassist remove command (The file system will be unmounted automatically;however, you must then manually edit the file system table file to remove the entry for the file system.)

D. unmount the file system, then remove the volume using vxremove, and then manually edit the file system table file to remove the entry for the file system

Answer: B

This document was created with Win2PDF available at <http://www.win2pdf.com>.  
The unregistered version of Win2PDF is for evaluation or non-commercial use only.  
This page will not be added after purchasing Win2PDF.



# Trying our product !




- ★ **100%** Guaranteed Success
- ★ **100%** Money Back Guarantee
- ★ **365 Days** Free Update
- ★ **Instant Download** After Purchase
- ★ **24x7** Customer Support
- ★ Average **99.9%** Success Rate
- ★ More than **69,000** Satisfied Customers Worldwide
- ★ Multi-Platform capabilities - **Windows, Mac, Android, iPhone, iPod, iPad, Kindle**

## Need Help

Please provide as much detail as possible so we can best assist you.

To update a previously submitted ticket:



 <b>One Year Free Update</b> <p>Free update is available within One Year after your purchase. After One Year, you will get 50% discounts for updating. And we are proud to boast a 24/7 efficient Customer Support system via Email.</p>	 <b>Money Back Guarantee</b> <p>To ensure that you are spending on quality products, we provide 100% money back guarantee for 30 days from the date of purchase.</p>	 <b>Security &amp; Privacy</b> <p>We respect customer privacy. We use McAfee's security service to provide you with utmost security for your personal information &amp; peace of mind.</p>
---	---	--

## Guarantee & Policy | Privacy & Policy | Terms & Conditions

Any charges made through this site will appear as Global Simulators Limited.

All trademarks are the property of their respective owners.

Copyright © 2004-2014, All Rights Reserved.