

**100%** Money Back  
**Guarantee**

**Vendor:**Microsoft

**Exam Code:**70-398

**Exam Name:**Planning for and Managing Devices in  
the Enterprise

**Version:**Demo

**QUESTION 1**

HOTSPOT

Overview

You need to configure email access for the Engineering department users.

What should you do? To answer, select the appropriate action from each list in the answer area.

Hot Area:

**Answer Area**

Task	Actions
Configure the on-premises infrastructure	<div style="border: 1px solid black; padding: 2px;"><div style="text-align: right; border-bottom: 1px solid black;"><input type="button" value="v"/></div><p>Set up the System Center Configuration Manager Exchange Connector Set up the Intune On-Premises Exchange Connector Set up the Intune Certificate Connector</p></div>
Define conditions for access	<div style="border: 1px solid black; padding: 2px;"><div style="text-align: right; border-bottom: 1px solid black;"><input type="button" value="v"/></div><p>Create and deploy an app management policy Create and assign a configuration policy Create and deploy a compliance policy</p></div>
Configure conditional access	<div style="border: 1px solid black; padding: 2px;"><div style="text-align: right; border-bottom: 1px solid black;"><input type="button" value="v"/></div><p>Publish Outlook Add a group for mail-enabled mobile devices Configure the Exchange on-premises policy</p></div>

Correct Answer:

## Answer Area

Task	Actions
Configure the on-premises infrastructure	<ul style="list-style-type: none"><li>Set up the System Center Configuration Manager Exchange Connector</li><li>Set up the Intune On-Premises Exchange Connector</li><li>Set up the Intune Certificate Connector</li></ul>
Define conditions for access	<ul style="list-style-type: none"><li>Create and deploy an app management policy</li><li>Create and assign a configuration policy</li><li>Create and deploy a compliance policy</li></ul>
Configure conditional access	<ul style="list-style-type: none"><li>Publish Outlook</li><li>Add a group for mail-enabled mobile devices</li><li>Configure the Exchange on-premises policy</li></ul>

## QUESTION 2

You are a system administrator for a department that has Windows 10 Enterprise computers in a domain configuration.

You deploy an application to all computers in the domain.

You need to use group policy to restrict certain groups from running the application.

What should you do?

- A. Set up DirectAccess.
- B. Configure AppLocker.
- C. Disable BitLocker.
- D. Run the User State Management Tool.

Correct Answer: B

AppLocker is a feature in Windows Server 2012, Windows Server 2008 R2, Windows 8, and Windows 7 that advances the functionality of the Software Restriction Policies feature. AppLocker contains new capabilities and extensions that reduce administrative overhead and help administrators control how users can access and use files, such as executable files, scripts, Windows Installer files, and DLLs. AppLocker rules can be applied to security groups. We can use a group policy to apply AppLocker rules to the security groups to prevent them from running the application.

## QUESTION 3

You support desktop computers and tablets that run Windows 8 Enterprise. All of the computers are able to connect to

your company network from the Internet by using DirectAccess.

Your company wants to deploy a new application to the tablets. The deployment solution must meet the following requirements:

You need to deploy the new application to the tablets.

What should you do?

- A. Deploy the application as an Application Virtualization (App-V) package. Install the App-V 4.6 client on the tablets.
- B. Deploy the application as a published application on the Remote Desktop server. Create a Remote Desktop connection on the tablets.
- C. Install the application on a local drive on the tablets.
- D. Install the application in a Windows To Go workspace.
- E. Install Hyper-V on tablets. Install the application on a virtual machine.
- F. Publish the application to Windows Store.
- G. Install the application within a separate Windows 8 installation in a virtual hard disk (VHD) file. Configure the tablets with dual boot.
- H. Install the application within a separate Windows 8 installation in a VHDX file. Configure tablets with dual boot.

Correct Answer: B

Deploying the application as a published application on the Remote Desktop server will use no disk space on the tablets. Users will be able to access the application by using Remote Desktop Connections. This will also ensure that the application is isolated from other applications on the tablets. We can use Remote Desktop Connection `redirection\\` to ensure that the application is able to access files stored on an internal solid-state drive (SSD) on the tablets. Redirection enables access to local resources such as drives, printers etc. in a Remote Desktop Connection.

---

#### QUESTION 4

A company deploys Enterprise Mobility + Security. The company plans to use Azure Active Directory (AD) Premium to join all new Windows 10 devices.

Users must not be allowed to change the PowerSleep option.

You need to automatically apply custom power policies to all Windows 10 Azure AD joined devices.

What should you do?

- A. From the Azure AD Premium Configuration page, enable automatic device enrollment.
- B. Create a custom Poweroption Group Policy in Active Directory Domain Services (AD DS). Set the value of the PowerSleep option to False.
- C. Configure automatic enrollment into Microsoft Intune. Create and deploy a custom Compliance policy to all Windows 10 devices.
- D. Configure automatic enrollment into Microsoft Intune for all Azure AD Premium joined devices. Apply a custom set of

Open Mobile Alliance Uniform Resource Identifier (OMA- URI) settings to configure custom power settings.

Correct Answer: B

---

#### QUESTION 5

You have a computer named Computer1 that runs Windows 10 Enterprise. Computer1 is a member of an Active Directory domain named contoso.com.

You have a line-of-business universal app named App1. App1 is developed internally.

You need to ensure that you can run App1 on Computer1. The solution must meet the following requirements:

Minimize costs to deploy the app.

Minimize the attack surface on Computer1.

What should you do?

- A. Have App1 certified by the Windows Store.
- B. Sign App1 with a certificate issued by a third-party certificate authority.
- C. From the Update and Security setting on Computer1, enable the Sideload apps setting.
- D. Run the AddppxProvisionedPackage cmdlet.

Correct Answer: C

To install the application, you need to `Sideload` it. First you need to enable the Sideload apps setting. LOBW indows Store apps that are not signed by the Windows Store can be sideloaded or added to a PC in the enterprise through scripts

at runtime on a per-user basis. They can also be provisioned in an image by the enterprise so that the app is registered to each new user profile that's created on the PC. The requirements to sideload the app per-user or in the image are the

same, but the Windows PowerShell cmdlets you use to add, get, and remove the apps are different.

Before you can sideload LOB Windows Store apps that are not signed by the Windows Store, you will need to configure the PC.

You have a computer named Computer1 that runs Windows 10 Enterprise.

You plan to install the most recent updates to Computer1. You need to ensure that you can revert to the current state of Computer1 in the event that the computer becomes unresponsive after the update.

What should you include in your solution?

- A. The Reset this PC option from the Recovery section of the Settings app
- B. The Sync your settings options from the Accounts section of the Settings app
- C. The Backup and Restore (Windows 7) control panel item
- D. The Refresh your PC option from the PC Settings

Answer: C

The question states that you need to ensure that you can revert to the current state of Computer1. The question does not specify what exactly the current state is in terms of software configuration but it would be safe to assume that

Computer1 has Windows Store Apps installed, desktop applications installed and some previous Windows Updates installed.

The only way to recover the computer to its `current` state is to perform a full backup of the computer before updating it. Then if the computer becomes unresponsive after the update, we can simply restore the backup to return the computer to

its state at the time of the backup.

## QUESTION 6

### HOTSPOT

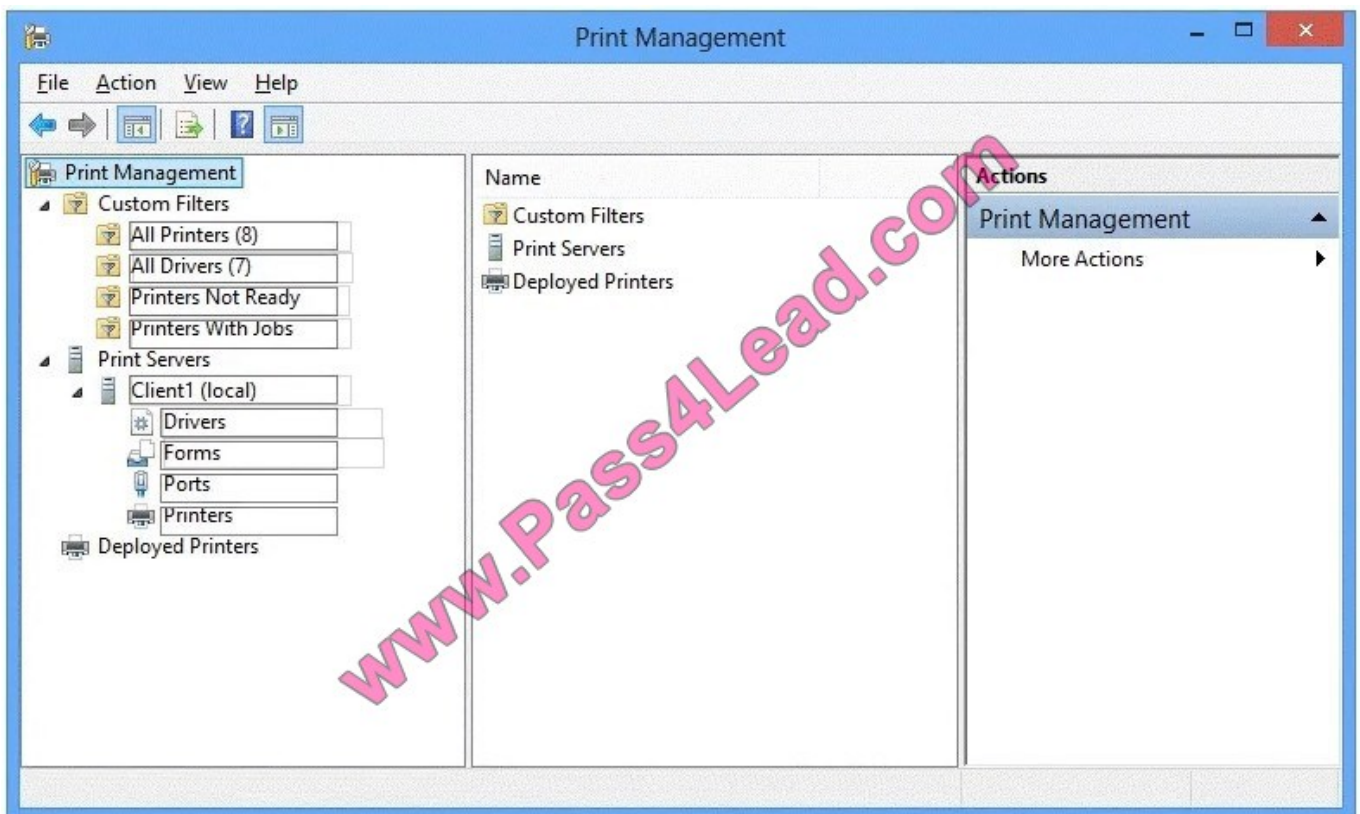
You administer Windows 10 Enterprise computers in your company network, including a computer named Wst1. Wst1 is configured with multiple shared printer queues.

Wst1 indicates hardware errors. You decide to migrate the printer queues from Wst1 to a new computer named Client1.

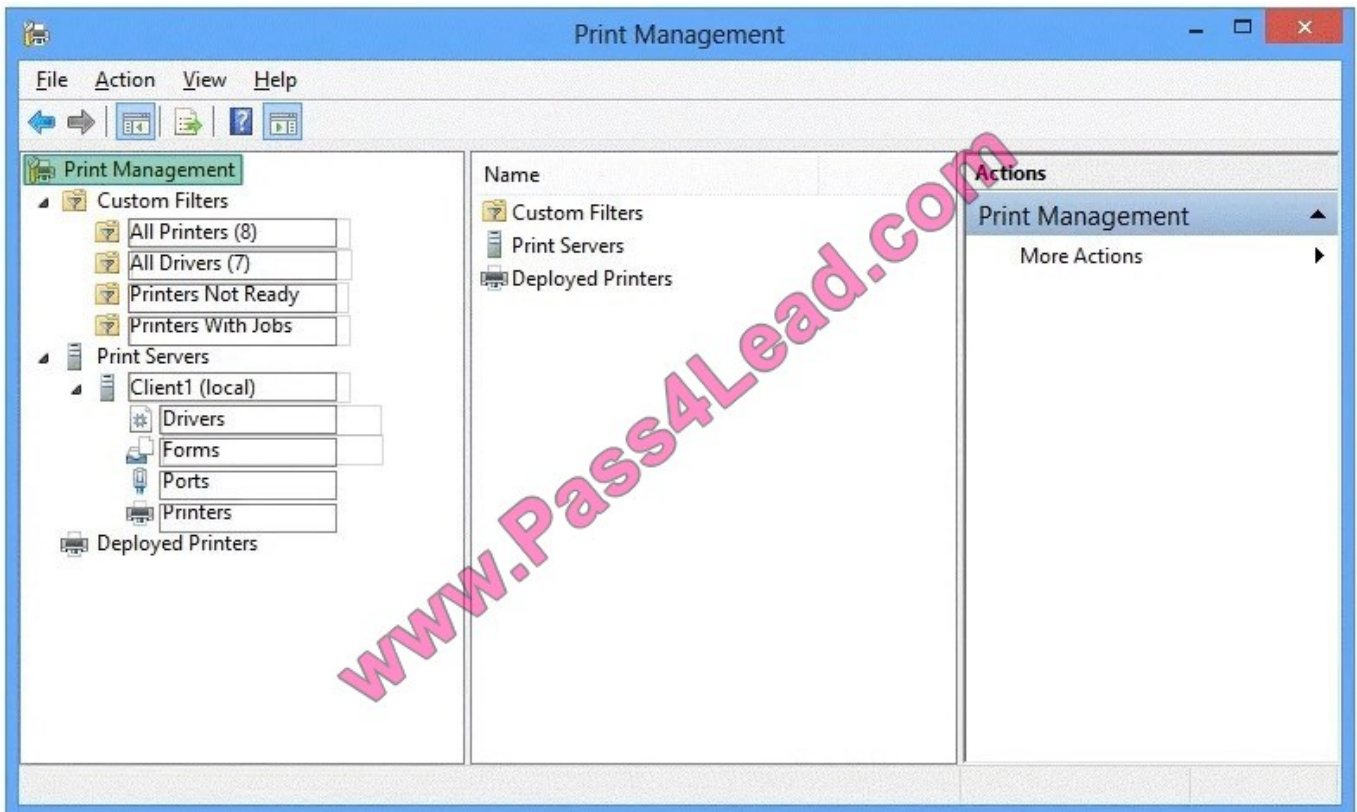
You export the printers on Wst1 to a file. You need to import printers from the file to Client1.

From the Print Management console, which Print Management node should you select? To answer, select the appropriate node in the answer area.

Hot Area:



Correct Answer:



We have exported the printers on Wst1 to a file. To import printers from the file to Client1, we use the Printer Migration Wizard.

Right-click Print Management, and then click Migrate Printers to open the Printer Migration Wizard. Select Import printer queues and printer drivers from a file, and select the export file. Then complete the wizard.

References: <http://blogs.technet.com/b/canitpro/archive/2013/06/17/step-by-step-install-use-and-remove-windows-server-migration-tools.aspx>

---

## QUESTION 7

A company plans to actively manage mobile devices.

You need to create a list of all jailbroken devices after they are enrolled.

What should you use?

- A. Azure Active Directory
- B. System Center 2012 R2 Configuration Manager SP1
- C. Intune
- D. Azure Active Directory Domain Services
- E. Azure Active Directory Device Registration Service

Correct Answer: B

---

### QUESTION 8

A Sales department user overwrites a version of a Word document on their device.

You need to configure synchronization.

Which option should you use?

- A. the IdFix tool
- B. Azure Active Directory Connect
- C. Forefront Identity Manager 2010 R2
- D. the Azure Active Directory Synchronization tool
- E. the Directory Synchronization tool

Correct Answer: B

---

### QUESTION 9

#### HOTSPOT

You administer Office 365 and Azure Active Directory (AD) for a car rental company. You also manage an on-premises Active Directory Domain Services (AD DS) domain. You implement Active Federation Services (AD FS).

You plan to implement Azure AD Connect Health.

You need to ensure that you can install and configure Azure AD Connect Health.

What should you do? To answer, select the appropriate option from each list in the answer area.

Hot Area:



**Answer Area**

Licensing needed	Rights needed
<input type="checkbox"/>	<input type="checkbox"/>
Azure AD Free	User management administrator
Azure AD Basic	Service administrator
Azure AD Premium	Password administrator
	Global administrator

Correct Answer:

**Answer Area**

Licensing needed	Rights needed
<input checked="" type="checkbox"/>	<input checked="" type="checkbox"/>
Azure AD Free	User management administrator
Azure AD Basic	Service administrator
Azure AD Premium	Password administrator
	Global administrator

References:

<https://azure.microsoft.com/en-us/documentation/articles/active-directory-aadconnect-health-agent-install/#Requirements>

**QUESTION 10**

**HOTSPOT**

A bank deploys Active Directory Rights Management Services (AD RMS). The bank plans to migrate to Azure Rights Management Services (Azure RMS) as an alternative to the on- premises based AD RMS.

The bank must follow regulatory policies that restrict access to certain financial documents.

In the table below, identify which function each platform supports.

NOTE: Make only selection in each column. Each correct selection is worth one point.

Hot Area:

### Answer Area

Function	AD RMS	Azure RMS
Certificate management	<input type="radio"/>	<input type="radio"/>
Supports information rights management capabilities in Microsoft Online services	<input type="radio"/>	<input type="radio"/>
Supports Office for Mac 2011	<input type="radio"/>	<input type="radio"/>

Correct Answer:

### Answer Area

Function	AD RMS	Azure RMS
Certificate management	<input checked="" type="radio"/>	<input type="radio"/>
Supports information rights management capabilities in Microsoft Online services	<input type="radio"/>	<input checked="" type="radio"/>
Supports Office for Mac 2011	<input checked="" type="radio"/>	<input type="radio"/>

References: <https://expertslab.wordpress.com/2015/09/30/comparison-between-ad-rms-azure-rms/>

---

#### QUESTION 11

You have a Windows 10 Enterprise computer.

The computer has a shared folder named C:\Marketing. The shared folder is on an NTFS volume.

The current NTFS and share permissions are configured as follows.

Group name	NTFS permission	Shared folder permission
Everyone	Read and Execute	Read
Marketing	Modify	Full Control

UserA is a member of both the Everyone group and the Marketing group. UserA must access C:\Marketing from across the network. You need to identify the effective permissions of UserA to the C:\Marketing folder. What permission should you identify?

- A. Full Control
- B. Read and Execute
- C. Read
- D. Modify

Correct Answer: D

UserA is a member of both the Everyone group and the Marketing group and UserA must access C:\Marketing from across the network. When accessing a file locally, you combine the NTFS permissions granted to your account either directly

or by way of group membership. The `least` restrictive permission is then the permission that applies.

In this question, the NTFS permission is the least restrictive of Read/Execute and Modify...

so Modify is the effective permission.

When accessing a folder or file across the network, you combine the effective NTFS permissions (Modify in this case) with the effective Share permissions granted to your account either directly or by way of group membership (Full Control in

this case). The `most` restrictive permission is then the permission that applies. Modify is more restrictive than Full Control so Modify is the effective permission.

## QUESTION 12

A Datum Corporation plans to implement Mobile Device Management (MDM). The company uses the domain name Adatum.com. The company plans to integrate Microsoft Intune with System Center 2012 R2 Configuration Manager. Configuration Manager uses the public IP address 102.157.31.12. Domain Name System (DNS) is not configured to support MDM. You need to create a DNS record for automatically enrolling the device. Which DNS record type should you create?

- A. a CNAME record named EnterpriseEnrollment.adatum.com that points to manage.microsoft.com.
- B. a CNAME record named MDMErollment.adatum.com that points to manage.microsoft.com.
- C. a PTR record named 102.157.31.12 that points to EnterpriseEnrollment.Adatum.com
- D. an A resource record named autoenroll.adatum.com that points to 102.157.31.12

Correct Answer: A

References: <https://docs.microsoft.com/en-us/intune/windows-enroll>

To Read the [Whole Q&As](#), please purchase the [Complete Version](#) from [Our website](#).

## Try our product !

**100%** Guaranteed Success

**100%** Money Back Guarantee

**365** Days Free Update

**Instant Download** After Purchase

**24x7** Customer Support

Average **99.9%** Success Rate

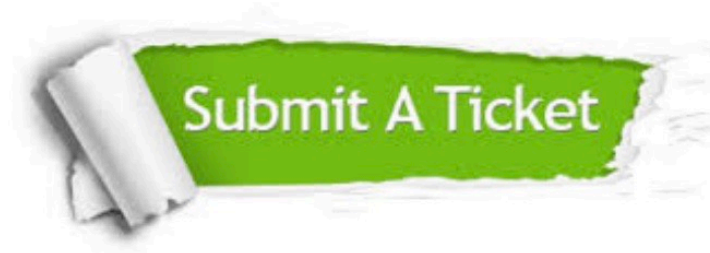
More than **800,000** Satisfied Customers Worldwide

Multi-Platform capabilities - **Windows, Mac, Android, iPhone, iPod, iPad, Kindle**

## Need Help

Please provide as much detail as possible so we can best assist you.

To update a previously submitted ticket:



 <p><b>One Year Free Update</b> Free update is available within One Year after your purchase. After One Year, you will get 50% discounts for updating. And we are proud to boast a 24/7 efficient Customer Support system via Email.</p>	 <p><b>Money Back Guarantee</b> To ensure that you are spending on quality products, we provide 100% money back guarantee for 30 days from the date of purchase.</p>	 <p><b>Security &amp; Privacy</b> We respect customer privacy. We use McAfee's security service to provide you with utmost security for your personal information &amp; peace of mind.</p>
---	---	--

Any charges made through this site will appear as Global Simulators Limited.

All trademarks are the property of their respective owners.