

**100%** Money Back  
**Guarantee**

**Vendor:**Microsoft

**Exam Code:**70-692

**Exam Name:**Upgrading Your Windows XP Skills to  
MCSA Windows 8

**Version:**Demo

**QUESTION 1**

A computer currently runs a 64-bit version of Windows 7 Enterprise.

You need to deploy a 64-bit version of Windows 8.1 Pro to the computer. The new deployment must not affect the Windows 7 installation on the computer.

Which three actions should you perform in sequence? (To answer, move the appropriate actions from the list of actions to the answer area and arrange them in the correct order.)

Select and Place:

Select the installation option to delete each partition on the hard drive.

Start the computer from the Windows 8 installation media.

Using Windows Explorer, run the setup program from the Windows 8 installation media.

Select the **Custom** installation option.

Select the **Upgrade** installation option.

In Disk Management, shrink the current hard drive partition.

Correct Answer:

Select the installation option to delete each partition on the hard drive.

In Disk Management, shrink the current hard drive partition.

Start the computer from the Windows 8 installation media.

Using Windows Explorer, run the setup program from the Windows 8 installation media.

Select the **Custom** installation option.

Select the **Upgrade** installation option.

## QUESTION 2

You support Windows 8.1 Pro laptops that are part of a workgroup.

An employee is unable to start Windows Mobility Center on his laptop.

You need to make it possible for the employee to use Windows Mobility Center on the laptop.

What should you do?

- A. Use Add features to Windows 8.1 to add Windows Mobility Center.
- B. Use Turn Windows features on or off in Programs and Features to enable Windows Mobility Center.
- C. Use Local Group Policy Editor to set Turn off Windows Mobility Center to Not Configured.
- D. Use programs and Features to repair the installation of Windows Mobility Center.

Correct Answer: C

---

## QUESTION 3

You are a desktop administrator for your organization.

You have a small group of Windows 8.1 computers you want to upgrade to Windows 8.1 Pro.

You need to ensure that these computers have Windows 8.1 Pro installed on them.

You receive product keys from your contracting team. What should you do next?

- A. Under settings, add roles > Windows 8 Pro. Then input the license file.
- B. Select Run > Regedit > HKLM > License. Then overwrite the dword license file.
- C. Under Control Panel, select "Add features to Windows 8", and choose "Add product key".
- D. Put in a Windows 8 DVD. Your current product key will be recognized, and then you can install Windows Pro.

Correct Answer: C

Explanation: <http://www.petri.co.il/change-windows-8-1-edition-without-reinstalling.htm> Easily Change Windows 8.1 Edition Without Reinstalling Solution

To switch between the editions of Windows you need to use a tool called Windows Anytime Upgrade, which is installed on your computer. You will also need the right product key.



**Windows Anytime Upgrade - Microsoft Windows**  
[windows.microsoft.com/en-us/windows-anytime-upgrade](http://windows.microsoft.com/en-us/windows-anytime-upgrade)  
You can add premium Windows 7 features with Windows Anytime Upgrade and a software key purchased online. Find out how to upgrade without leaving your house.




**Windows® 8 Upgrade**  
Windows.microsoft.com  
Get a beautiful new look, download & upgrade to Windows 8!  
Windows 8 Enterprise  
Windows 8 Apps  
Tablets  
Windows 8.1 Preview



**Upgrade to another edition of Windows 7 by using Windows Anytime Upgrade**  
[windows.microsoft.com/en-US/windows7/help/...](http://windows.microsoft.com/en-US/windows7/help/)  
Learn how you can use Windows Anytime Upgrade to upgrade to another edition of Windows 7 so you can get more features.

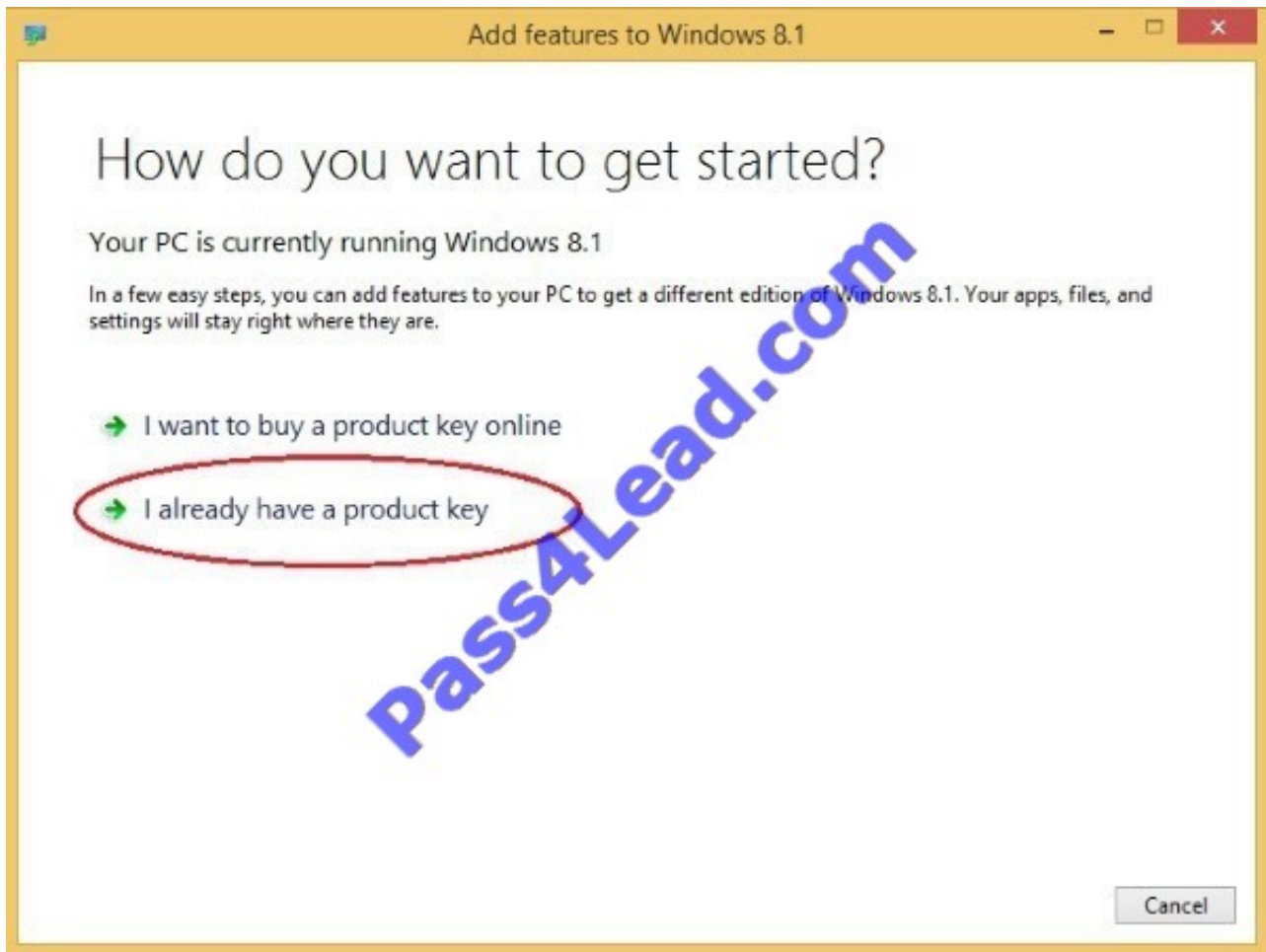


**Windows Anytime Upgrade**  
Wikipedia, the free encyclopedia  
[en.wikipedia.org/wiki/Windows\\_Anytime Upgrade](http://en.wikipedia.org/wiki/Windows_Anytime Upgrade)  
Windows Anytime Upgrade (WALU) is an \$ method offered by Microsoft and selected resellers for users who wish to upgrade an Ultimate edition of Windows Vista or Win Windows 7 version of Windows Anytime!



C:\Users\Chaudhry\Desktop\1.jpg

In the Add features to Windows 8.1 window click I already have a product key (assuming, of course, you have one; if not, purchase one).



C:\Users\Chaudhry\Desktop\1.jpg

Enter your product key and wait for a second. If it's correct, you will see a message saying "Your key works. Continue when you're ready". If it's not correct, you'll see a message saying "This key won't work".

Check it and try again, or try a different key".

Accept the license terms and click Add features. The progress bar should move around for a few moments. ... Check to see that you have the right edition by looking at the computer properties.



C:\Users\Chaudhry\Desktop\1.jpg

Further Information:

<http://windows.microsoft.com/en-us/windows-8/feature-packs> Get more from Windows 8.1

If your PC is running Windows 8.1, you can get Windows 8.1 Pro Pack and enjoy all the features of Windows 8.1 Pro as well as Windows Media Center.

3.

Tap or click Add features to Windows 8.1 and then do one of the following:

If you need to purchase a product key, tap or click I want to buy a product key online. Follow the steps to purchase and enter a product key. If you already have a product key, tap or click I already have a product key.

4. Enter your product key and click Next.

5. Read the license terms, select the check box to accept the license terms, and then click Add features.

---

#### **QUESTION 4**

You are a consultant traveling out of town. You are carrying a Windows 8.1 Pro laptop that you use for giving presentations while connected to a projector.

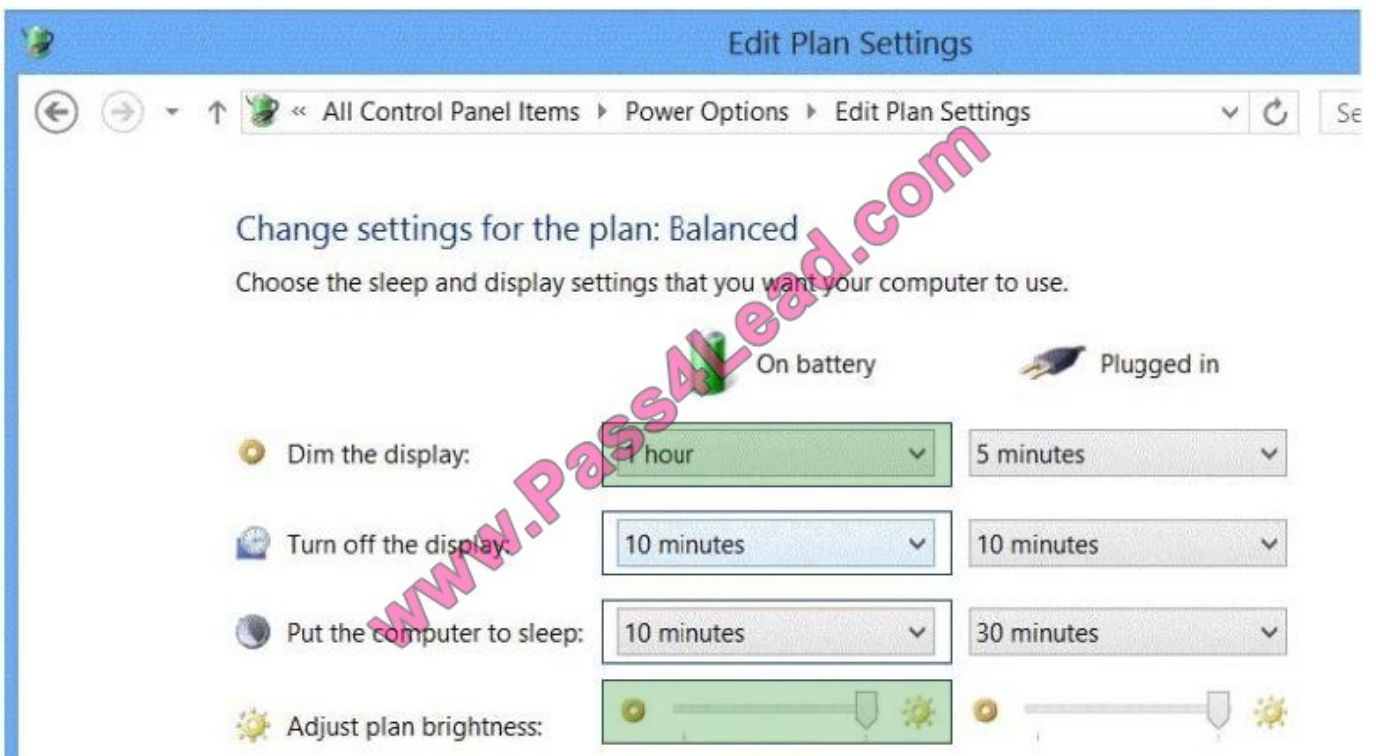
You are concerned about battery life while presenting and need to modify your power settings to maximize battery life without risking interrupting your presentation.

Which two settings do you need to configure to increase battery life without risking interruption to your presentation? (To answer, select the appropriate two settings from the Power Options window in the answer area.)

Hot Area:



Correct Answer:



QUESTION 5

You administer Windows 8.1 Enterprise computers in your company network. You provide remote employees with a Windows To Go workspace.

A remote employee informs you that his workspace requires activation.

You need to activate the workspace.

What should you do?

- A. Instruct the employee to run Windows Update from the workspace.
- B. Instruct the employee to connect to the company network from the workspace by using VPN.
- C. Instruct the employee to run the `slmgr /upk` command from the workspace.
- D. Give the employee a Multiple Activation Key (MAK).

Correct Answer: B

Explanation: [http://technet.microsoft.com/en-us/library/jj592680.aspx#wtg\\_faq\\_roamact](http://technet.microsoft.com/en-us/library/jj592680.aspx#wtg_faq_roamact) Windows To Go: Frequently Asked Questions

Do I need to activate Windows To Go every time I roam?

No, Windows To Go requires volume activation; either using the Key Management Service (KMS) server in your organization or using Active Directory based volume activation. The Windows To Go workspace will not need to be reactivated

every time you roam. KMS activates Windows on a local network, eliminating the need for individual computers to connect to Microsoft. To remain activated, KMS client computers must renew their activation by connecting to the KMS host on

periodic basis. This typically occurs as soon as the user has access to the corporate network (either through a direct connection on-premises or a through remote connection using DirectAccess or a virtual private network connection), once

activated the machine will not need to be activated again until the activation validity interval has passed. In a KMS configuration the activation validity interval is 180 days.

Further Information: <http://technet.microsoft.com/en-us/library/dn502540.aspx> Slmgr.vbs Options for Volume Activation

Table 2. Slmgr.vbs command-line options

`/upk [ActivationID]`

This option uninstalls the product key of the current Windows edition. After a restart, the system will be in an Unlicensed state unless a new product key is installed. Optionally, you can use the [Activation ID] parameter to specify a different

installed product. This operation must be run from an elevated command prompt.

---

## QUESTION 6

You are the network administrator for Contoso, Ltd. Many users have Windows 8.1 laptops, and your IT department configures all of them to use Bitlocker on all fixed drives.



Many users carry sensitive corporate data on their USB drives.

You need to enable BitLocker for these USB drives.

Which key protector option should you use?

- A. TPM
- B. A .tpmfile
- C. Automatic Unlock
- D. A smartcard

Correct Answer: B

---

### QUESTION 7

A company has 100 client computers that run various editions of Windows 7. The company plans to upgrade or replace computers so that all client computers run an edition of Windows 8.1.

The company plans to use the following programs and features on the Windows 8 computers:

32-bit and 64-bit software

Desktop apps Windows Media Player Storage Spaces

You need to identify the installation or upgrade paths that support the programs and features.

Which three paths meet the requirements? (Each correct answer presents a complete solution. Choose three.)

- A. Purchase hardware with Windows RT pre-installed.
- B. Perform a clean installation of Windows RT.
- C. Perform a clean installation of Windows 8.1 Pro.
- D. Perform a clean installation of Windows 8.1.
- E. Upgrade from Windows 7 Enterprise to Windows 8.1 Enterprise.

Correct Answer: CDE

Explanation: <http://www.microsoft.com/en-us/windows/enterprise/products-and-technologies/windows-8-1/compare/default.aspx> Compare Windows 8.1 Editions

---

### QUESTION 8

A company has 10 client computers that run Windows 8. You are responsible for technical support. You purchase a support tool from the Windows Store while logged in with your Microsoft account.

You install the support tool on several client computers.

Three months later, you attempt to install the support tool on another client computer. The installation fails.

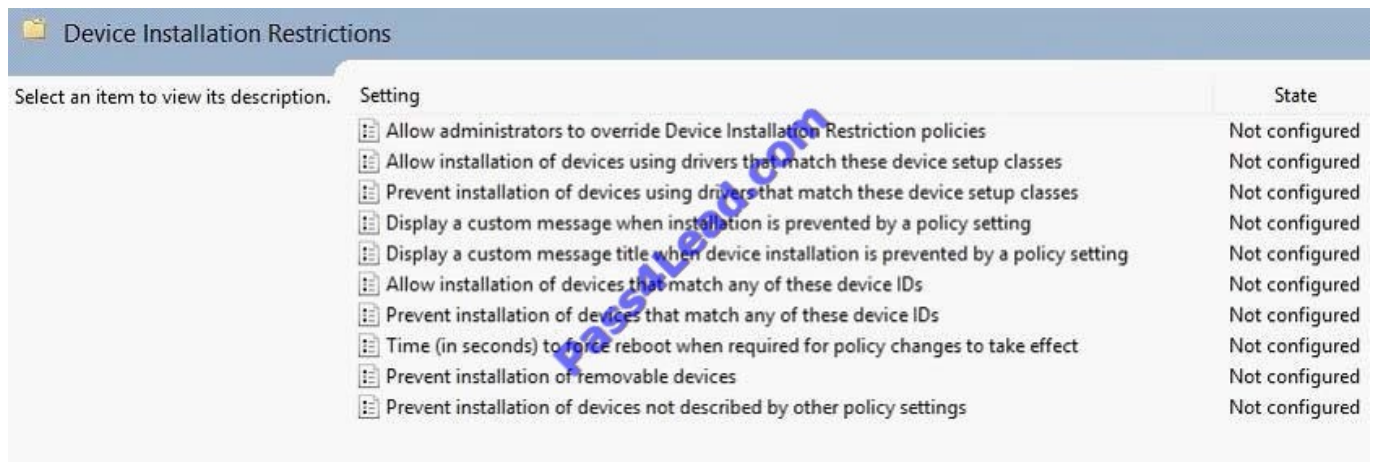
You need to ensure that you can install the support tool on the client computer.

What should you do?

- A. On the computer on which you want to install the tool, synchronize the Windows Store application licenses.
- B. Disassociate your Microsoft account from the computer on which you want to install the tool. Then reassociate your Microsoft account with the computer.
- C. Reset your Microsoft account password.
- D. Log in with your Microsoft account and remove a computer from the Windows Store device list.

Correct Answer: D

You could prevent installation of mass storage devices but use the "Allow administrators to override" setting to ensure an administrator could get the flash drive installed.



C:\Users\Chaudhry\Desktop\1.jpg

<http://windows.microsoft.com/en-us/windows-8/windows-store-install-apps-multiple-pcs> You can remove a PC from your account when you're signed in to the Store on any PC. After you've removed a PC from your account, you won't be able

to use the apps that were installed from the Store on that PC.

Further information:

<http://windows.microsoft.com/en-us/windows-8/what-troubleshoot-problems-app> Troubleshoot problems with an app

Sync app licenses

If a license for an app is out of sync with the license installed on your PC, the app might stop working.

---

## QUESTION 9

You support Windows 8.1 Enterprise computers that are members of a workgroup.

Users are able to download and install any app from Windows Store. You need to ensure that only approved apps can be installed from Windows Store.

What should you do?

- A. Configure a Software Restriction Policy Certificate rule.
- B. Configure an AppLocker Publisher rule.
- C. Enable Windows SmartScreen and select the Get administrator approval before running an unrecognized app from the Internet option.
- D. Configure an AppLocker Packaged app rule.

Correct Answer: D

---

### QUESTION 10

You have Windows 8.1 Enterprise client computers. All of the computers are managed by using Microsoft System Center 2012 Configuration Manager.

You enable Microsoft System Center 2012 Endpoint Protection on the computers.

You need to ensure that Endpoint Protection automatically downloads the latest available malware definition updates when unidentified malware is detected on the computers.

What should you configure? (To answer, select the appropriate option in the answer area.)

Hot Area:

#### Answer Area



Correct Answer:

## Answer Area



### QUESTION 11

You are a systems administrator for your company. The company has employees who work remotely by using a virtual private network (VPN) connection from their computers, which run Windows 8 Pro. These employees use an application

to access the company intranet database servers. The company recently decided to distribute the latest version of the application through using a public cloud.

Some users report that every time they try to download the application by using Internet Explorer, they receive a warning message that indicates the application could harm their computer.

You need to recommend a solution that prevents this warning message from appearing, without compromising the security protection of the computers.

What should you do?

- A. Publish the application through a public file transfer protocol (FTP) site.
- B. Publish the application through an intranet web site.
- C. Instruct employees to disable the SmartScreen Filter from within the Internet Explorer settings.
- D. Publish the application to Windows Store.

Correct Answer: B

Explanation: Intranet is the generic term for a collection of private computer networks within an organization. An intranet uses network technologies as a tool to facilitate communication between people or work groups to improve the data sharing capability and overall knowledge base of an organization's employees. Intranets utilize standard network hardware and software technologies like Ethernet, Wi-Fi, TCP/IP, Web browsers and Web servers. An organization's intranet typically includes Internet access but is firewalled so that its computers cannot be reached directly from the

outside.

[http://compnetworking.about.com/cs/intranets/g/bldef\\_intranet.htm](http://compnetworking.about.com/cs/intranets/g/bldef_intranet.htm) <http://www.dynamicwebs.com.au/tutorials/ftp.htm>  
<http://msdn.microsoft.com/en-us/library/windows/apps/xaml/hh974576.aspx>

---

## QUESTION 12

Your company plans to deploy Windows 8.1 Enterprise to all client computers.

Users in the development department and the sales department will each receive a laptop that runs a corporate image of Windows 8.1 Enterprise.

In addition to running the corporate image of Windows 8.1 Enterprise, the users have the requirements described in the following table.

Department	Requirement
Development	The users must be able to test applications in an isolated environment. The test environment must have complete access to all hardware resources and support the use TPM for BitLocker.
Sales	The users must be able to demonstrate products to customers in a clean environment that can be rolled back easily between demonstrations.

You need to recommend the appropriate technology for each department.

What should you recommend? (To answer, select the appropriate technology for each department in the answer area.)

Hot Area:

Development:

Sales:

Correct Answer:

Development:

- Client Hyper-V
- Dual-boot installation
- Windows To Go

Sales:

- Client Hyper-V
- Dual-boot installation
- Windows To Go

To Read the [Whole Q&As](#), please purchase the [Complete Version](#) from [Our website](#).

## Try our product !

**100%** Guaranteed Success

**100%** Money Back Guarantee

**365** Days Free Update

**Instant Download** After Purchase

**24x7** Customer Support

Average **99.9%** Success Rate

More than **800,000** Satisfied Customers Worldwide

Multi-Platform capabilities - **Windows, Mac, Android, iPhone, iPod, iPad, Kindle**

## Need Help

Please provide as much detail as possible so we can best assist you.

To update a previously submitted ticket:



 <p><b>One Year Free Update</b> Free update is available within One Year after your purchase. After One Year, you will get 50% discounts for updating. And we are proud to boast a 24/7 efficient Customer Support system via Email.</p>	 <p><b>Money Back Guarantee</b> To ensure that you are spending on quality products, we provide 100% money back guarantee for 30 days from the date of purchase.</p>	 <p><b>Security &amp; Privacy</b> We respect customer privacy. We use McAfee's security service to provide you with utmost security for your personal information &amp; peace of mind.</p>
---	---	--

Any charges made through this site will appear as Global Simulators Limited.

All trademarks are the property of their respective owners.